

# Key Features



**Name** FTS 60 E model version 3.0  
**Version** Espresso  
**Branding** NESCAFÉ® Black  
**Manufacturer:** Rheavendors Industries SPA  
**Overview:**

- **Compact Design:** Combines Coffee Beans and Soluble Coffee in one machine.
- **Eco-Friendly Door:** New design using recycled plastics
- **User-Friendly Interface:** Features a 10" touch screen for easy navigation and beverage family display.
- **Enhanced LED Lighting:** Highlights the beverage, making it more visually appealing.
- **Espresso and Filter Brew:** Capable of brewing both espresso and filter coffee using the existing brewing chamber.
- **Improved Temperature Control:** New pre-heating feature enhances first cup temperature and reduces energy usage by up to 60% in standby mode.
- **Customization Features:** cup customization options and adjustable cup stand for different heights.
- **Varitherm:** Induction technology for on-demand heating.
- **Varigrind:** Ensures consistent grinding for superior in-cup quality.
- **Variflex:** Enhances brewing efficiency for better extraction.

## Dimensions (Footprint)

	Standard	Taller Canister	More Visible Hopper
Height (cm)	66.8	67.2	66.8
Depth (cm)	56.8	56.8	56.8
Width (cm)	42.2	42.2	42.2
Weight (Net)	36	36	36
Weight (gross)	38.5	38.5	38.5

## Beverage Processing

Configurations A, B, C, D  
Number of canisters 3 or 4 + 1 R&G

### Type of canisters

- Standard canisters
- Tall Canisters
- More Visible Hopper

Number of mixers 2  
Power Consumption 3000 W  
Direct Hot Water Yes  
Autonomous Water Tank No  
Water network connection Yes  
Espresso Yes  
Auto clean/rinse facility Yes

## Technical Interface

Voltage 220-240V -  
Frequency 50/60Hz  
Plug Yes  
Manual languages English

Telemetry connection SW for NP telemetry

## Customer interface

Display Touch screen  
Number of selections up to 48  
Number of preselections Depending on configuration  
Selection labels Locally managed  
Menu Languages English (Standard)  
Other languages to specify (Additional cost is applied)

## Branding

Colors and branding NESCAFÉ black  
Panels Nescafé branded  
Stainless steel chassis Optional

## Nestlé specific information

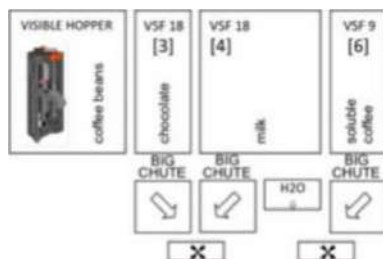
Certifications CB  
(Or other to specify)  
Packing labels Standard  
(Or other to specify)

# Key Features

## Standard configurations

- **Configuration A0:**

- 1 R&G, 3 instant canisters, 2 mixers, hot water.



MENU			
1	Ristretto	7	Cappuccino
2	Espresso	8	Latte Macchiato
3	Double Espresso	9	Mochaccino
4	Lungo	10	Chocolate
5	Americano	11	Milky Chocolate
6	Filter Brew	12	Hot Water

- **A0 – cup customization:**

E4R2		Customization Details	Customizable Option 1		Customizable Option 2		Customizable Option 3		
			Coffee type 1	Coffee type 2	Single shot	Double shot	Small	Medium	Large
1	Ristretto	As per set recipe. No customization available.							
2	Espresso	As per set recipe. No customization available.							
3	Double Espresso	As per set recipe. No customization available.							
4	Lungo	As per set recipe. No customization available.							
5	Americano	As per set recipe. No customization available.							
6	Filter Brew	As per set recipe. No customization available.							
7	Cappuccino	As per set recipe. Option 2 and 3 Customizable.			✓	✓		✓	✓
8	Latte Macchiato	As per set recipe. Option 2 and 3 Customizable.			✓	✓		✓	✓
9	Mochaccino	As per set recipe. Option 2 and 3 Customizable.			✓	✓		✓	✓
10	Chocolate	As per set recipe. Option 3 Customizable.						✓	✓
11	Milky Chocolate	As per set recipe. Option 3 Customizable.						✓	✓
12	Hot water	As per set recipe. Option 3 Customizable.						✓	✓

- **A0 – Families:**

1	BLACK COFFEE			
	MENU			
	1	Ristretto	7	
	2	Espresso	8	
	3	Double Espresso	9	
	4	Lungo	10	
	5	Americano	11	
	6	Filter Brew	12	

2	WHITE			
	MENU			
	1		7	Cappuccino
	2		8	Latte Macchiato
	3		9	
	4		10	
	5		11	
	6		12	

3	SPECIALITY			
	MENU			
	1		7	
	2		8	
	3		9	Mochaccino
	4		10	Chocolate
	5		11	Milky Chocolate
	6		12	

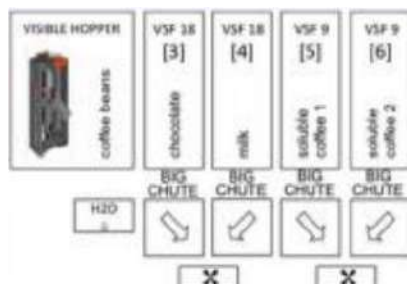
4	HOT WATER			
	MENU			
	1		7	
	2		8	
	3		9	
	4		10	
	5		11	
	6		12	Hot Water

# Key Features

## Standard configurations

- **Configuration B0:**

- 1 R&G, 4 instant canisters, 2 mixers, hot water.



MENU		
1	Ristretto	7 Cappuccino
2	Espresso	8 Latte Macchiato
3	Double Espresso	9 Mochaccino
4	Lungo	10 Chocolate
5	Americano	11 Milky Chocolate
6	Filter Brew	12 Hot Water

- **B0 – cup customization:**

E4R2		Customization Details	Customizable Option 1		Customizable Option 2		Customizable Option 3		
			Coffee type 1	Coffee type 2	Single shot	Double shot	Small	Medium	Large
1	Ristretto	As per set recipe. No customization available.							
2	Espresso	As per set recipe. No customization available.							
3	Double Espresso	As per set recipe. No customization available.							
4	Lungo	As per set recipe. No customization available.							
5	Americano	As per set recipe. No customization available.							
6	Filter Brew	As per set recipe. No customization available.							
7	Cappuccino	As per set recipe. Option 2 and 3 Customizable.			✓	✓		✓	✓
8	Latte Macchiato	As per set recipe. Option 2 and 3 Customizable.			✓	✓		✓	✓
9	Mochaccino	As per set recipe. Option 2 and 3 Customizable.			✓	✓		✓	✓
10	Chocolate	As per set recipe. Option 3 Customizable.						✓	✓
11	Milky Chocolate	As per set recipe. Option 3 Customizable.						✓	✓
12	Hot water	As per set recipe. Option 3 Customizable.						✓	✓

- **B0 – Families:**

1	BLACK COFFEE		
	MENU		
	1	Ristretto	7
	2	Espresso	8
	3	Double Espresso	9
	4	Lungo	10
	5	Americano	11
	6	Filter Brew	12

3	SPECIALITY		
	MENU		
	1		7
	2		8
	3		9 Mochaccino
	4		10 Chocolate
	5		11 Milky Chocolate
	6		12

2	WHITE		
	MENU		
	1		7 Cappuccino
	2		8 Latte Macchiato
	3		9
	4		10
	5		11
	6		12

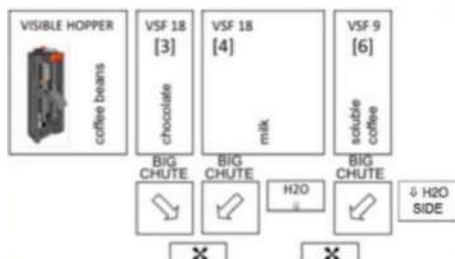
4	HOT WATER		
	MENU		
	1		7
	2		8
	3		9
	4		10
	5		11
	6		12 Hot Water

# Key Features

## Standard configurations

### • Configuration C0:

- 1 R&G, 3 instant canisters, 2 mixers, hot water, side hot water.



MENU			
1	Ristretto	7	Cappuccino
2	Espresso	8	Latte Macchiato
3	Double Espresso	9	Mochaccino
4	Lungo	10	Chocolate
5	Americano	11	Milky Chocolate
6	Filter Brew	12	Hot Water

### • C0 – cup customization:

E4R2		Customization Details	Customizable Option 1		Customizable Option 2		Customizable Option 3		
			Coffee type 1	Coffee type 2	Single shot	Double shot	Small	Medium	Large
1	Ristretto	As per set recipe. No customization available.							
2	Espresso	As per set recipe. No customization available.							
3	Double Espresso	As per set recipe. No customization available.							
4	Lungo	As per set recipe. No customization available.							
5	Americano	As per set recipe. No customization available.							
6	Filter Brew	As per set recipe. No customization available.							
7	Cappuccino	As per set recipe. Option 2 and 3 Customizable.			✓	✓		✓	✓
8	Latte Macchiato	As per set recipe. Option 2 and 3 Customizable.			✓	✓		✓	✓
9	Mochaccino	As per set recipe. Option 2 and 3 Customizable.			✓	✓		✓	✓
10	Chocolate	As per set recipe. Option 3 Customizable.						✓	✓
11	Milky Chocolate	As per set recipe. Option 3 Customizable.						✓	✓
12	Hot water	As per set recipe. Option 3 Customizable.						✓	✓

### • C0 – Families:

1	BLACK COFFEE		
	MENU		
	1	Ristretto	7
	2	Espresso	8
	3	Double Espresso	9
	4	Lungo	10
	5	Americano	11
	6	Filter Brew	12

2	WHITE		
	MENU		
	1		7 Cappuccino
	2		8 Latte Macchiato
	3		9
	4		10
	5		11
	6		12

3	SPECIALITY		
	MENU		
	1		7
	2		8
	3		9 Mochaccino
	4		10 Chocolate
	5		11 Milky Chocolate
	6		12

4	HOT WATER		
	MENU		
	1		7
	2		8
	3		9
	4		10
	5		11
	6		12 Hot Water

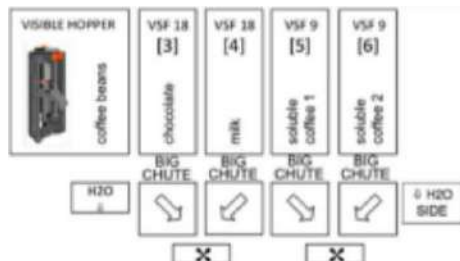


# Key Features

## Standard configurations

### • Configuration D0:

- 1 R&G, 4 instant canisters, 2 mixers, hot water, side hot water.



MENU			
1	Ristretto	7	Cappuccino
2	Espresso	8	Latte Macchiato
3	Double Espresso	9	Mochaccino
4	Lungo	10	Chocolate
5	Americano	11	Milky Chocolate
6	Filter Brew	12	Hot Water

### • D0 – cup customization:

E4R2		Customization Details	Customizable Option 1		Customizable Option 2		Customizable Option 3		
			Coffee type 1	Coffee type 2	Single shot	Double shot	Small	Medium	Large
1	Ristretto	As per set recipe. No customization available.							
2	Espresso	As per set recipe. No customization available.							
3	Double Espresso	As per set recipe. No customization available.							
4	Lungo	As per set recipe. No customization available.							
5	Americano	As per set recipe. No customization available.							
6	Filter Brew	As per set recipe. No customization available.							
7	Cappuccino	As per set recipe. Option 2 and 3 Customizable.			✓	✓		✓	✓
8	Latte Macchiato	As per set recipe. Option 2 and 3 Customizable.			✓	✓		✓	✓
9	Mochaccino	As per set recipe. Option 2 and 3 Customizable.			✓	✓		✓	✓
10	Chocolate	As per set recipe. Option 3 Customizable.						✓	✓
11	Milky Chocolate	As per set recipe. Option 3 Customizable.						✓	✓
12	Hot water	As per set recipe. Option 3 Customizable.						✓	✓

### • D0 – Families:

1	BLACK COFFEE		
	MENU		
	1	Ristretto	7
	2	Espresso	8
	3	Double Espresso	9
	4	Lungo	10
	5	Americano	11
	6	Filter Brew	12

3	SPECIALITY		
	MENU		
	1		7
	2		8
	3		9 Mochaccino
	4		10 Chocolate
	5		11 Milky Chocolate
	6		12

2	WHITE		
	MENU		
	1		7 Cappuccino
	2		8 Latte Macchiato
	3		9
	4		10
	5		11
	6		12

4	HOT WATER		
	MENU		
	1		7
	2		8
	3		9
	4		10
	5		11
	6		12 Hot Water

# Key Features

## Dimensions (Footprint)

	Standard	Taller Canister	More Visible Hopper
Height (cm)	66.8	67.2	66.8
Depth (cm)	56.8	56.8	56.8
Width (cm)	42.2	42.2	42.2
Weight (Net)	36	36	36
Weight (gross)	38.5	38.5	38.5

## Packing Dimensions – Size boxed

Boxed machine (1 machine & outer cartons)

	Standard	Taller Canister	More Visible Hopper
Height (cm)	69.4	77.9	69.4
Width (cm)	45.4	45.4	45.4
Depth (cm)	59.4	59.4	59.4

## Sea freight Palletized Dimensions

	Standard	Taller Canister	More Visible Hopper
Units per pallet	12	8	12
Height (cm)	223.2	170.8	223.2
Width (cm)	120	120	120
Depth (com)	94	94	94

## Full truck

Pallets per unit

Standard	Taller Canister	More Visible Hopper
336 units / 28 pallets	224 units / 28 pallets	336 units / 28 pallets

## Air freight Palletized Dimensions

	Standard	Taller Canister	More Visible Hopper
Units per Airfreight Pallet	8	4	8
Height (cm)	153.8	92.9	153.8
Width (cm)	120	120	120
Depth (com)	94	94	94

## Units per sea freight container

Container	Standard	Taller Canister	More Visible Hopper
20'	120 units 10 plts	80 units 10 plts	120 units 10 plts
40'	264 units 22 plts	176 units 22 plts	264 units 22 plts
High cube	264 units 22 plts	176 units 22 plts	264 units 22 plts