

# Key Features



**Name** FTP 60 model version 3.0  
**Version** Instant  
**Branding** NESCAFÉ® Black  
**Manufacturer** Rheavendors Industries SPA  
**Overview:**

- **Versatile Coffee Machine:** Designed for soluble ingredients, ensuring consistent, high-quality coffee.
- **Eco-Friendly Design:** Modern look with 30% recycled plastics, no need for painted doors.
- **Enhanced Lighting:** LED lights now highlight the beverage, enhancing visual appeal.
- **Intuitive Touch Panel:** Maintains the user-friendly interface, complemented by striking LED lighting.
- **Tinted Panel Design:** Highlights menu selections, making it easier for users to navigate options.
- **Easy Exchange Labeling System:** Simplifies the process of adding or removing beverage labels for seamless updates.
- **Adjustable Cup Stand:** Allows for flexibility in accommodating various cup sizes.

## Beverage Processing

Configurations	A, B, C, E, G, I, J, K, L, M
Number of canisters	4, 5 or 6
Type of canisters	- Standard canisters - Taller canisters
Number of mixers	2, 3
Power Consumption	1700 W
Power Consumption (120V – 60Hz)	1400 W
Boiler Capacity	3.4 L
Direct Hot Water	Yes
Autonomous Water Tank	Yes
Water network connection	Yes
Espresso	No
Auto clean/rinse facility	Yes

## Technical Interface

Voltage and Frequency	220-240V 50-60Hz
Voltage and Frequency	120V 60Hz
Plug	Yes
Manual languages	English
Telemetry connection	SW for NP telemetry

## Customer interface

Display	Touch pad
Number of selections	up to 12
Number of preselections	Depending on configuration
Selection labels	Locally managed
Menu Languages	English(Standard) Other languages to specify (Additional cost is applied)

## Branding

Colors and branding	NESCAFÉ black
Panels	Nescafé branded
Stainless steel chassis	Optional

## Nestlé specific information

Certifications	CB (Or other to specify)
Packing labels	Standard (Or other to specify)

# Key Features

## Standard configurations

### • Configuration A0:

- 4 instant canisters, 2 mixers, hot water, plumbed.



MENU			
1	Espresso	7	Latte Macchiato
2	Lungo	8	Moccaccino
3	Macchiato	9	Chocolate
4	Short White Coffee	10	Strong Chocolate
5	Cappuccino	11	Chocomilk
6	Latte	12	Hot Water

### • Configuration B0:

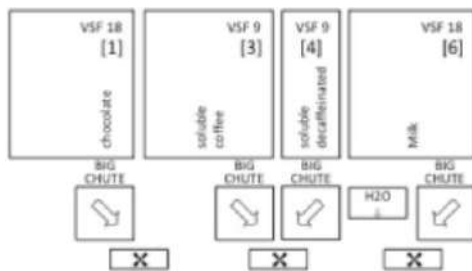
- 4 instant canisters, 2 mixers, hot water, unplumbed.



MENU			
1	Espresso	7	Latte Macchiato
2	Lungo	8	Mocaccino
3	Macchiato	9	Chocolate
4	Short White Coffee	10	Strong Chocolate
5	Cappuccino	11	Chocomilk
6	Latte	12	Hot Water

### • Configuration C0:

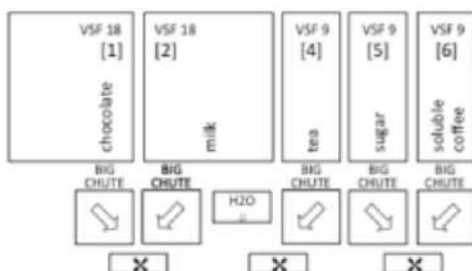
- 4 instant canisters, 3 mixers, hot water, plumbed.



MENU			
1	Espresso	7	Moccaccino
2	Lungo	8	Chocolate
3	Macchiato	9	Strong Chocolate
4	Cappuccino	10	Chocomilk
5	Latte	11	Decaffeinated
6	Latte Macchiato	12	Hot Water

### • Configuration E0:

- 5 instant canisters, 3 mixers, hot water, plumbed.

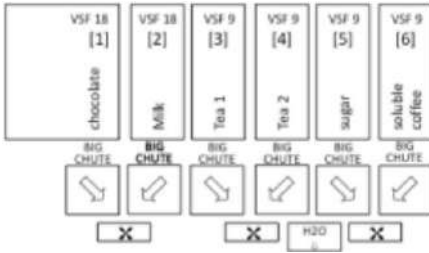


MENU			
1	Espresso	7	Mocha
2	Lungo	8	Chocolate
3	Short White Coffee	9	Strong Chocolate
4	Cappuccino	10	Chocomilk
5	Latte	11	Tea
6	Latte macchiato	12	Hot Water

# Key Features

• **Configuration G0:**


- 6 instant canisters, 3 mixers, hot water, plumbed



MENU			
1	Espresso	7	Chocolate
2	Lungo	8	Strong Chocolate
3	Macchiato	9	Chocomilk
4	Short white coffee	10	Tea 1
5	Cappuccino	11	Tea 2
6	Latte	12	Hot Water

• **Configuration I0:**

- 4 instant canisters, 2 mixers, hot water, side hot water, plumbed.



MENU			
1	Espresso	7	Latte Macchiato
2	Lungo	8	Moccaccino
3	Macchiato	9	Chocolate
4	Short White Coffee	10	Strong Chocolate
5	Cappuccino	11	Chocomilk
6	Latte	12	Hot Water

• **Configuration J0:**

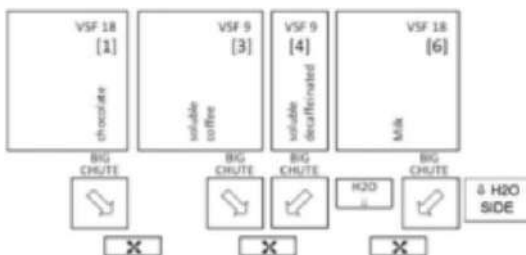
- 4 instant canisters, 2 mixers, hot water, side hot water unplumbed.



MENU			
1	Espresso	7	Latte Macchiato
2	Lungo	8	Moccaccino
3	Macchiato	9	Chocolate
4	Short White Coffee	10	Strong Chocolate
5	Cappuccino	11	Chocomilk
6	Latte	12	Hot Water

• **Configuration K0:**

- 4 instant canisters, 3 mixers, hot water, side hot water plumbed.

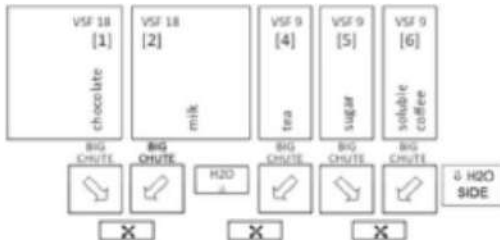


MENU			
1	Espresso	7	Moccaccino
2	Lungo	8	Chocolate
3	Macchiato	9	Strong Chocolate
4	Cappuccino	10	Chocomilk
5	Latte	11	Decaffeinated
6	Latte Macchiato	12	Hot Water

# Key Features

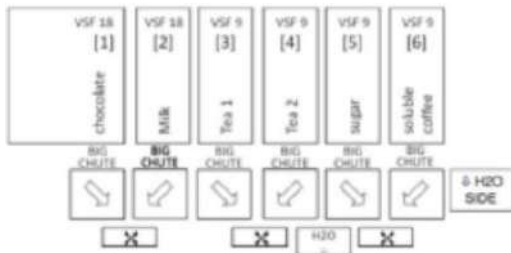
## • Configuration L0:

- 5 instant canisters, 3 mixers, hot water, side hot water, unplumbed.



## • Configuration M0:

- 6 instant canisters, 3 mixers, hot water, side hot water, plumbed



### Dimensions (Footprint) - Standard canisters

Height	60 cm
Depth	56.8 cm
Width	42.2 cm
Weight (Net) (approx)	28 kg
Weight (Gross) (approx)	30.5 kg

### Dimensions - Standard canisters

Boxed machine (1 machine & outer cartons)	
Height	67.4 cm
Width	45.4 cm
Depth	59.4 cm

### Sea freight Palletized Dimensions (1 pallet – 12 units)

Height	217.2 cm
Width	120 cm
Depth	94 cm
20' (10 pallets x 12 units)	120 units
40' (22 pallets x 12 units)	264 units
High Cube (22 pallets x 12 units)	264 units

### Airfreight Palletized Dimensions (1 pallet – 8 units)

Height	149.8 cm
Width	120 cm
Depth	94 cm

### Full Truck

28 pallets x 12 units	336 units
-----------------------	-----------

### Dimensions (Footprint) - Tall canisters

Height	67.2 cm
Depth	56.8 cm
Width	42.2 cm
Weight (Net) (approx)	28 kg
Weight (Gross) (approx)	30.5 kg

### Dimensions - Standard canisters

Boxed machine (1 machine & outer cartons)	
Height	77.9 cm
Width	45.4 cm
Depth	59.4 cm

### Sea freight Palletized Dimensions (1 pallet – 8 units)

Height	170.8 cm
Width	120 cm
Depth	94 cm
20' (10 pallets x 8 units)	80 units
40' (22 pallets x 8 units)	176 units
High Cube (22 pallets x 8 units)	176 units

### Airfreight Palletized Dimensions (1 pallet – 4 units)

Height	92.9 cm
Width	120 cm
Depth	94 cm

### Full Truck

28 pallets x 8 units	224 units
----------------------	-----------

MENU			
1	Espresso	7	Mocha
2	Lungo	8	Chocolate
3	Short White Coffee	9	Strong Chocolate
4	Cappuccino	10	Chocomilk
5	Latte	11	Tea
6	Latte Macchiato	12	Hot Water

MENU			
1	Espresso	7	Chocolate
2	Lungo	8	Strong Chocolate
3	Macchiato	9	Chocomilk
4	Short white coffee	10	Tea 1
5	Cappuccino	11	Tea 2
6	Latte	12	Hot Water